



US00D556027S

(12) **United States Design Patent**
Cuzzocrea

(10) **Patent No.:** **US D556,027 S**

(45) **Date of Patent:** **** Nov. 27, 2007**

(54) **STYLIZED MOUNTING BRACKET**

6,741,298 B1 * 5/2004 Won 349/58

(76) Inventor: **Lawrence A. Cuzzocrea**, 3502 E.
Vineyard Rd., Phoenix, AZ (US) 85042

* cited by examiner

(**) Term: **14 Years**

Primary Examiner—Holly H. Baynham
(74) *Attorney, Agent, or Firm*—Stoneman Volk Patent Group; Martin L. Stoneman; Michael D. Volk, Jr.

(21) Appl. No.: **29/256,231**

(57) **CLAIM**

(22) Filed: **Mar. 17, 2006**

The ornamental design for a “stylized mounting bracket”, as shown and described.

(51) **LOC (8) Cl.** **08-05**

(52) **U.S. Cl.** **D8/373**

(58) **Field of Classification Search** D8/373,
D8/354; 248/301, 304, 339

See application file for complete search history.

DESCRIPTION

FIG. 1 is a perspective view of a “stylized mounting bracket”, showing my new design;

FIG. 2 is a front elevational view thereof;

FIG. 3 is a left side elevational view thereof (and also a mirror image of the right side);

FIG. 4 is a rear elevational view thereof;

FIG. 5 is a top plan view thereof; and,

FIG. 6 is a bottom plan view thereof.

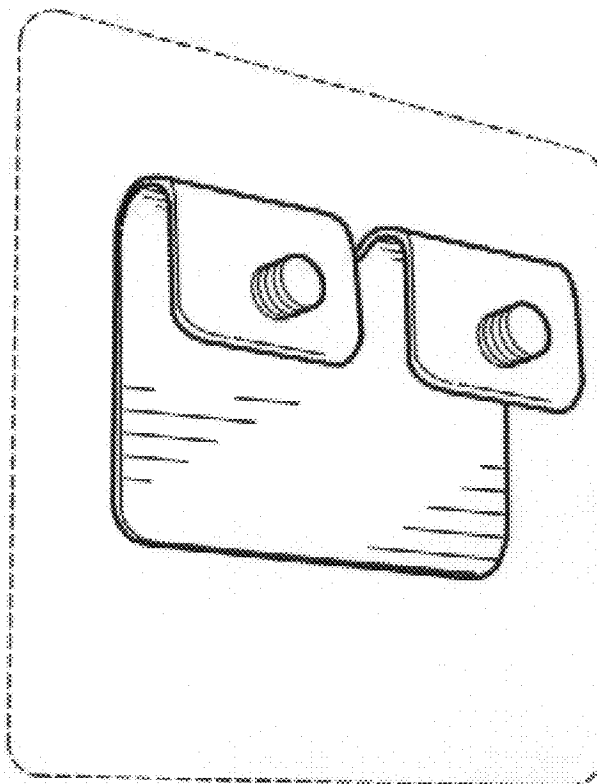
The broken line showing of the environment is for illustrative purposes only and forms no part of the claimed design.

(56) **References Cited**

U.S. PATENT DOCUMENTS

1,883,627	A *	10/1932	Draper	248/300
1,911,959	A *	5/1933	Kern et al.	248/300
3,536,287	A *	10/1970	Kramer	248/301
4,449,686	A *	5/1984	Kersey	248/215
4,858,871	A *	8/1989	Romano	248/339
D376,749	S *	12/1996	Hertzog	D8/349
6,536,730	B1 *	3/2003	Baer	248/304

1 Claim, 1 Drawing Sheet



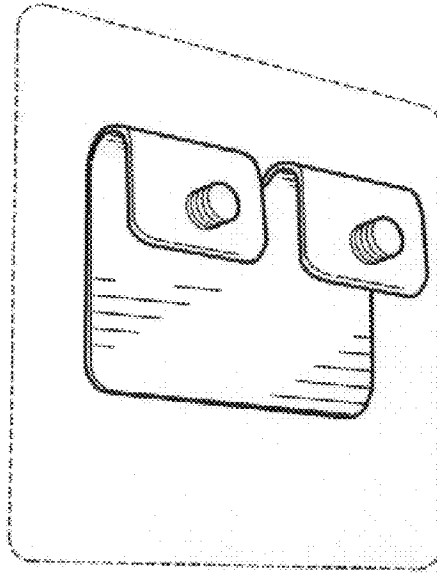


FIG. 1

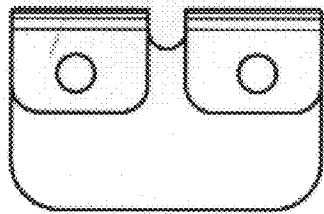


FIG. 2

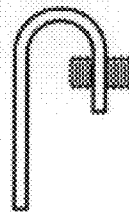


FIG. 3

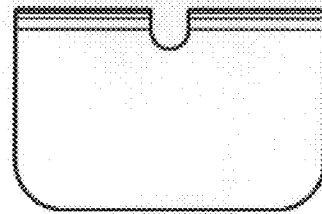


FIG. 4

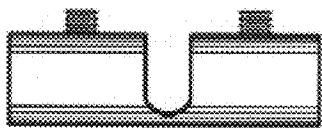


FIG. 5

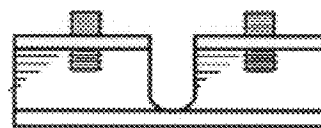


FIG. 6